

# Epidemiological Study Design: Descriptive

Dr. Wan Nor Arifin

Biostatistics and Research Methodology Unit  
Universiti Sains Malaysia  
[wnarifin@usm.my](mailto:wnarifin@usm.my) / [wnarifin.github.io](https://wnarifin.github.io)



Last update: Nov 27, 2023

# Outlines

- Introduction
- Descriptive vs Analytical
- Descriptive Study Designs
  - Case Study
  - Case Series
  - Correlational / Ecological
  - Cross-sectional (Descriptive)

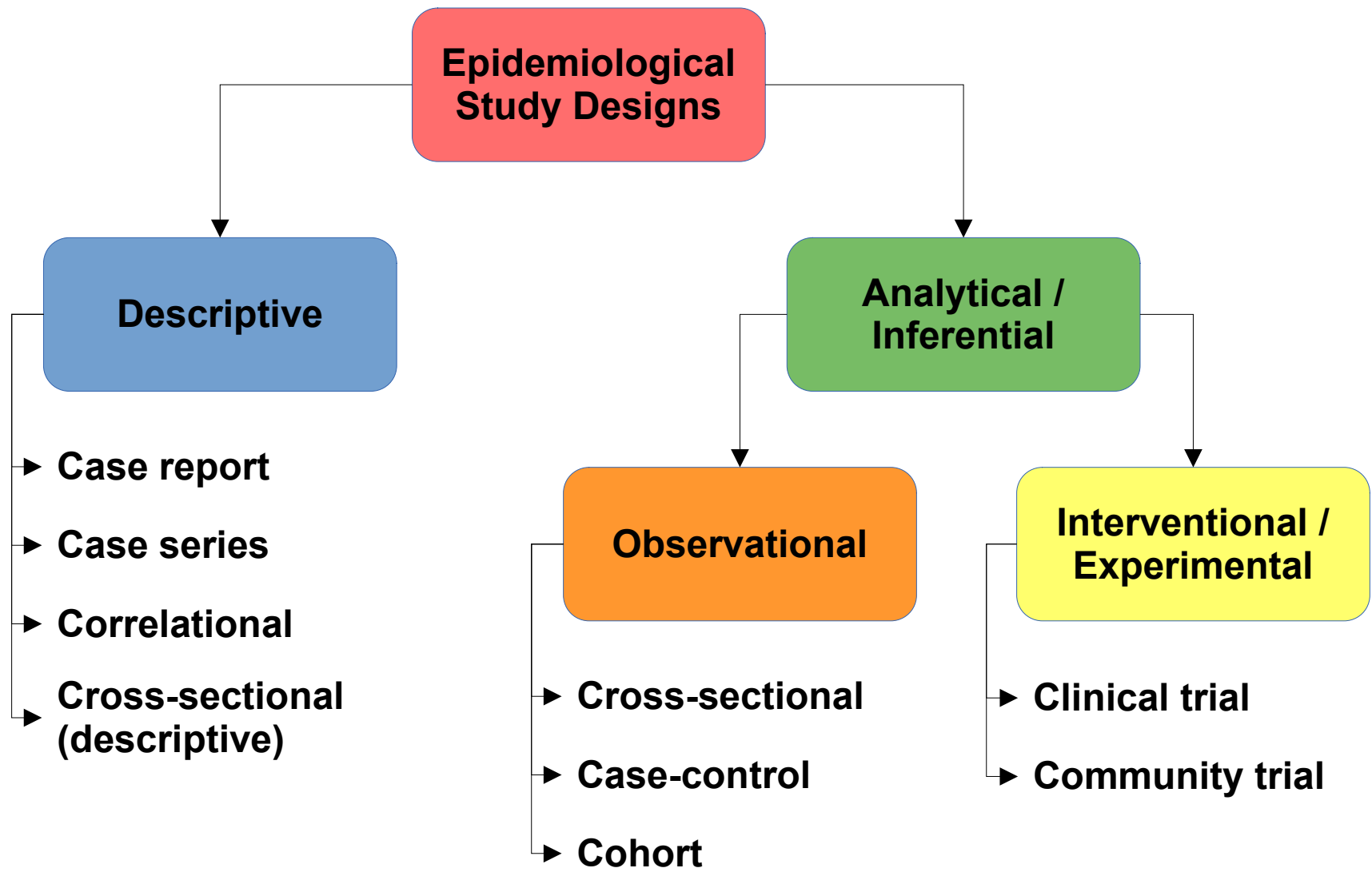
# Learning outcomes

- Understand an overview of epidemiological study designs
- Differentiate between descriptive and analytical designs
- Understand and differentiate between descriptive studies

# Introduction

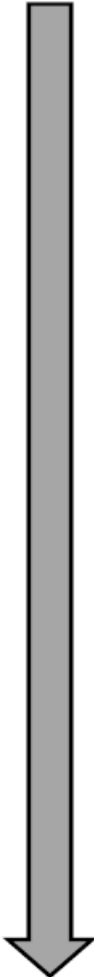
# Background

- *Quantitative* epidemiological study designs
- Research objectives → Selection of appropriate epidemiological study designs
- Determines methodology, sampling, analysis
- Varying strength of evidence



\*Following the classification by Omair (2015) and Ranganathan (2019)

**Table 1: The hierarchy of epidemiological study designs**

Observational studies	Strength of evidence	
Descriptive study designs		
Case report		Single case
Case series		Collection of similar cases
Correlational		Population based study - using secondary data
Cross-sectional (descriptive)		Single sample from larger population- no comparison
Analytical study designs		
Cross-sectional (analytical)		Single sample from larger population-compares two or more groups in the sample
Case-control		Compares risk factors between diseased (cases) and non-diseased (controls) groups
Cohort		Compares outcomes between groups exposed and non-exposed to a risk factor for a disease
Interventional study		
Clinical trial	Investigator allots the subjects to different groups - intervention versus non-intervention	

\*Table from Omair, 2015

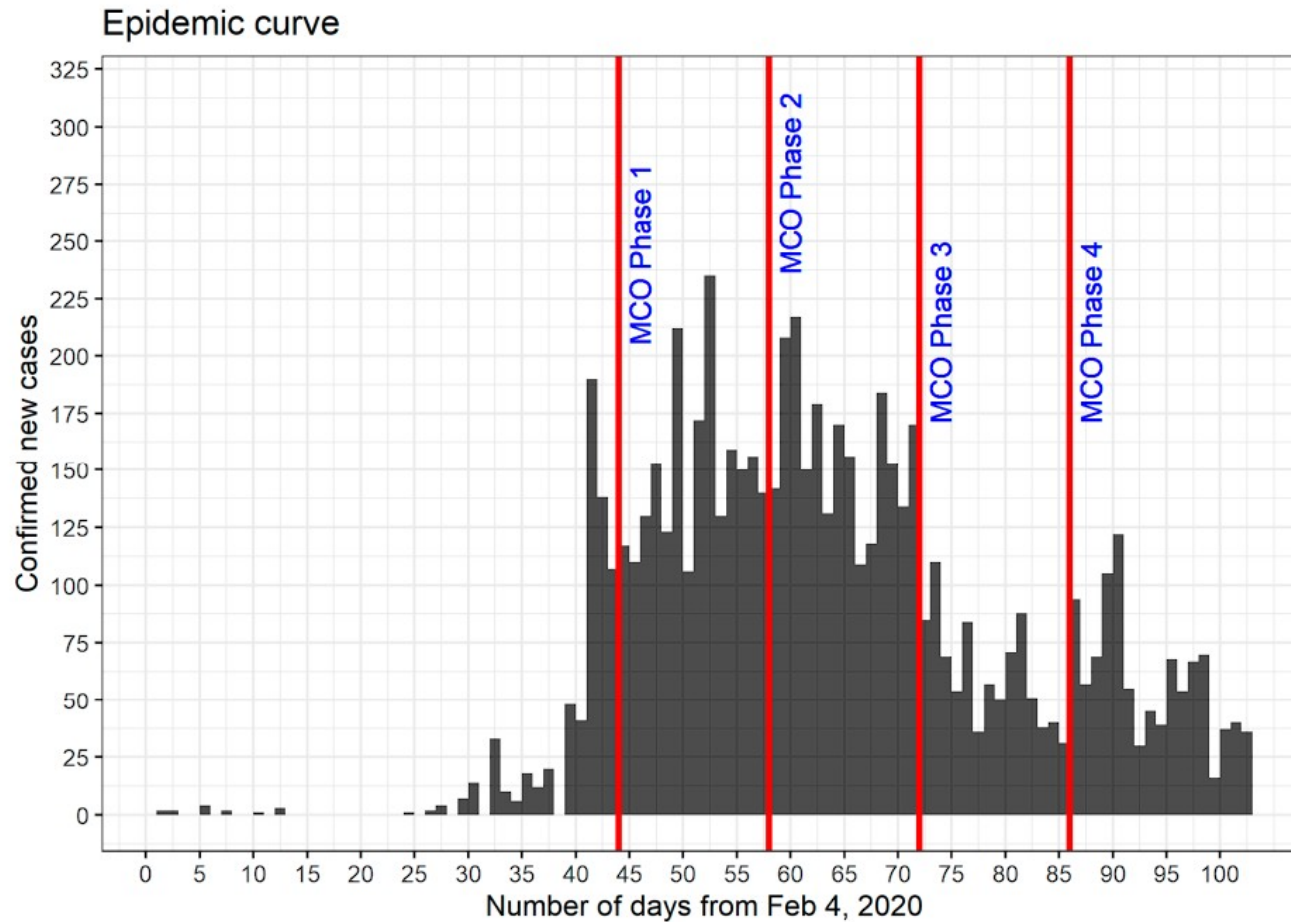
# Descriptive vs Analytical



# Descriptive Epidemiology

- It is a “*descriptive study of the occurrence of disease and other health-related characteristics in human populations.*” (*A Dictionary of Epidemiology, 6th ed.* Porta, 2016)
- It deals with *what* (disease description), *how much* (counts, rates), and *patterns*. (*The CDC Field Epidemiology Manual.* Fontaine, 2018)
- Patterns of data in terms of *time*, *place*, *person*. (Fontaine, 2018)

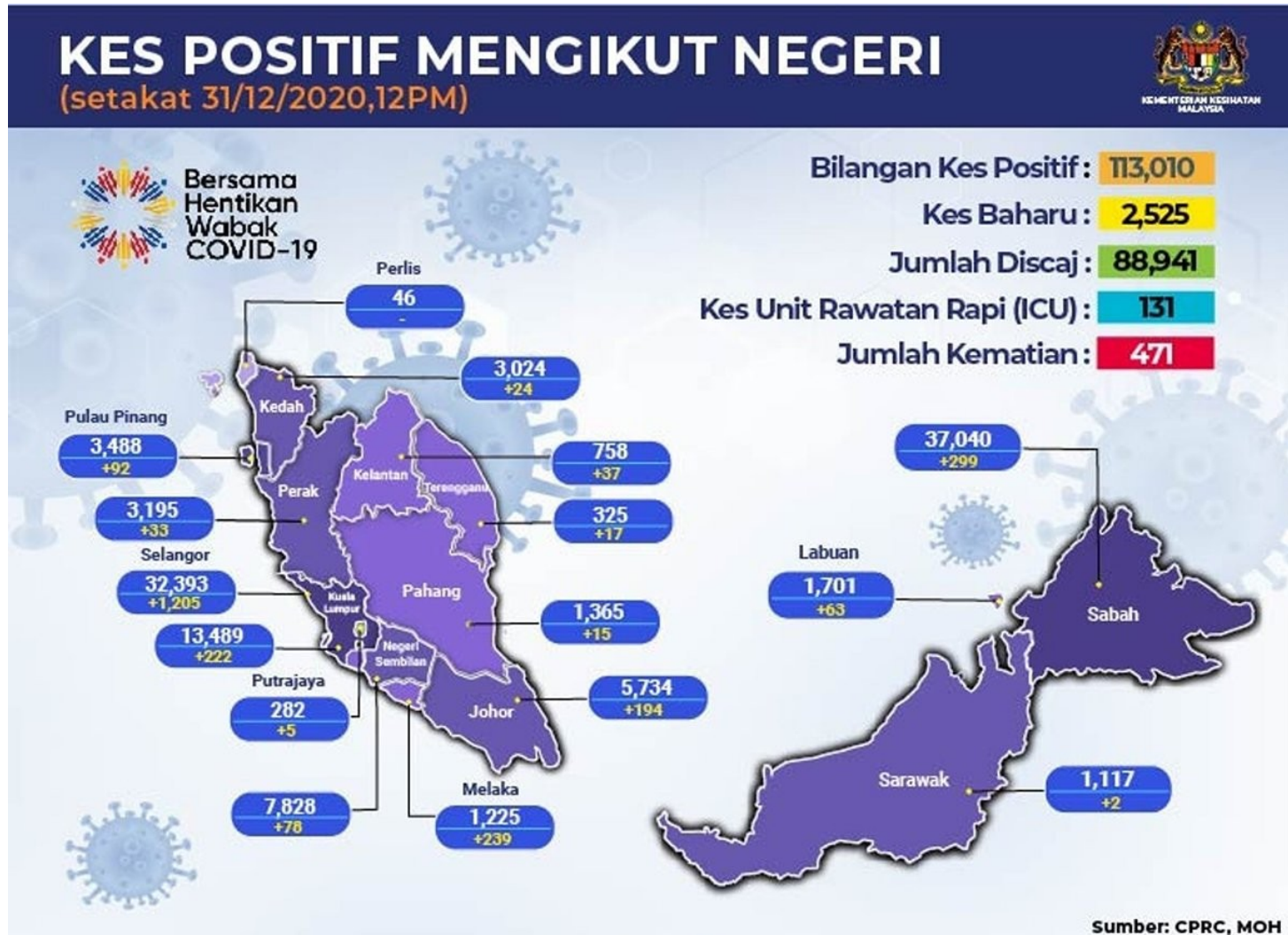
# Time



**Figure 2.** Epidemic curve between day 1 (4 February 2020) and day 102 (16 May 2020) for Malaysia.

\*Figure from Musa et al., 2021

# Place



\*Figure from covid-19.moh.gov/my

# Person



\*Figure from [covid-19.moh.gov/my](https://covid-19.moh.gov.my)

# Descriptive vs Analytical

Aspect	Descriptive	Analytical
<i>Aim</i>	Describe	Determine, Explain
<i>RQs</i>	When? Where? Who?	How? Why?
<i>Hypothesis</i>	Generate	Test, Prove
<i>Comparison Group</i>	No	Yes
<i>Data</i>	Observation	Observation or Intervention

\*Omar (2015), *CDC PH 101 Series* (CDC, 2018), Ranganathan (2019)

# Descriptive Study Designs

# Case Report

- Single case
- Abnormal / Atypical / Unexplained / Unexpected outcomes – undocumented side-effect of a treatment
- New disease / phenomenon – COVID-19
- Generate hypothesis for exposure-outcome association
- Lowest level of evidence

## Case Report

# Ischemic stroke after AstraZeneca (Covid-19) vaccination

*Muath A. Alammar, MD, PhD.*

### ABSTRACT

يعتبر التطعيم ضد فيروس كورونا (كوفيد 19) استراتيجية وقائية فعالة لوقف جائحة هذا الفيروس ، التقارير الطبية عن الإصابة بتجلط الدم لدى متلقي اللقاح أثارت اهتمام الناس واتخذت بعض الدول الأوروبية قرار بإيقاف مؤقت لهذا اللقاح ، لا يزال غير واضح ما إذا كانت الإصابات ناتجة بالفعل عن اللقاحات أم هي مجرد صدفة ، إن خطورة الأحداث لا سيما في الشباب والذين ليس لديهم تاريخ مرضي بأمراض مزمنة في السابق تستحق مزيداً من البحث للوصول إلى نتيجة نهائية ، في هذا التقرير نقدم حالة مماثلة أصيب فيها المريض بسكتة دماغية بعد وقت قصير من تلقيه للجرعة الأولى من اللقاح .

Vaccination against SARS-COV-2 is considered an effective preventive strategy to halt COVID-19 pandemic. Reports of thromboembolic events in vaccine recipients has jolted some of the European countries to pause the vaccination process temporarily. It is still unclear whether the events are actually due to the vaccines or it is just a coincidence. The gravity of events particularly in young and previously normal patients merits further research to reach some conclusion. Here we present a similar case who sustained ischemic stroke shortly after receiving the first dose of his vaccine.

Vaccination against SARS-CoV-2 has been an important breakthrough to manage the COVID-19 pandemic. To date, 4 vaccines has been approved by the European Medical Agency based on randomized controlled trials: Pfizer/BioNTech, Moderna, AstraZeneca, and Janssen.<sup>1</sup> By the June 14, 2021 approximately 2.4 billion doses of vaccines have been administered worldwide (COVID-19 Vaccinations - Statistics and Research - Our World in Data).

Unusual thromboembolic events were reported in patients who received vaccination against COVID-19.<sup>2</sup> Based on these preliminary reports of thromboembolic events, some European countries paused Oxford AstraZeneca COVI-19 vaccination.<sup>3</sup> Here we present a case of ischemic stroke post Oxford AstraZeneca COVID-19 vaccination. Is the vaccine responsible for ischemic stroke in this patient or it is mere a coincidence is yet to be determined?

**Case Report.** A 43-year old male patient presented with right-sided sudden onset, upper, and lower limb weakness of the body after 3 days of receiving the first dose of AstraZeneca vaccine against COVID-19.



# Case Series

- Many cases (from three to 100 cases) (Sayre et al., 2017; Omail, 2015)
- A collection (series) of cases with similar findings / outcomes
- Generate more viable hypothesis for exposure-outcome association
- Stronger evidence than a case report – case reports

BRIEF REPORT

## Thrombosis and Thrombocytopenia after ChAdOx1 nCoV-19 Vaccination

Nina H. Schultz, M.D., Ph.D., Ingvild H. Sørvoll, M.D.,  
Annika E. Michelsen, Ph.D., Ludvig A. Munthe, M.D., Ph.D.,  
Fridtjof Lund-Johansen, M.D., Ph.D., Maria T. Ahlen, Ph.D.,  
Markus Wiedmann, M.D., Ph.D., Anne-Hege Aamodt, M.D., Ph.D.,  
Thor H. Skattør, M.D., Geir E. Tjønnfjord, M.D., Ph.D.,  
and Pål A. Holme, M.D., Ph.D.

### SUMMARY

We report findings in five patients who presented with venous thrombosis and thrombocytopenia 7 to 10 days after receiving the first dose of the ChAdOx1 nCoV-19 adenoviral vector vaccine against coronavirus disease 2019 (Covid-19). The patients were health care workers who were 32 to 54 years of age. All the patients had high levels of antibodies to platelet factor 4–polyanion complexes; however, they had had no previous exposure to heparin. Because the five cases occurred in a population of more than 130,000 vaccinated persons, we propose that they represent a rare vaccine-related variant of spontaneous heparin-induced thrombocytopenia that we refer to as vaccine-induced immune thrombotic thrombocytopenia.

# Case Report / Series

Advantages	Disadvantages
<ul style="list-style-type: none"><li>• Easy to conduct</li><li>• Low cost</li><li>• Good starting point to generate hypothesis</li><li>• Provide detailed information about the case(s)</li><li>• Allow studies into conditions that could be unethical to perform by other study designs</li></ul>	<ul style="list-style-type: none"><li>• Findings could be due to chance – not the real association</li><li>• Incidental findings – maybe due to other factors, not the one hypothesized</li><li>• Absence of comparison group</li><li>• Poor generalizability</li></ul>

\*Deakin University Library (2023); Omair (2015); Ranganathan (2019); Sayre et al. (2017)

# Correlational

- a.k.a Ecological study
- Used when individual level data not available – population level / aggregate data
- Secondary data from databases, hospital records
- Study population-level associations between exposure-outcome
- Serve as hypothesis generating steps



## Correlation between environmental factors and COVID-19 indices: a global level ecological study

Alireza Mirahmadizadeh<sup>1</sup> · Fatemeh Rezaei<sup>2</sup> · Kimia Jokari<sup>3</sup> · Leyla Moftakhar<sup>3</sup> · Abdolrasool Hemmati<sup>4</sup> · Seyed Sina Dehghani<sup>5</sup> · Amir Hossein Hassani<sup>5</sup> · Mehrzad Lotfi<sup>6</sup> · Alireza Jafari<sup>7</sup> · Mousa Ghelichi-Ghojogh<sup>3</sup>

Received: 8 July 2021 / Accepted: 30 September 2021 / Published online: 15 October 2021

© The Author(s), under exclusive licence to Springer-Verlag GmbH Germany, part of Springer Nature 2021

### Abstract

This global level ecological study aimed to investigate the correlation between environmental factors and the COVID-19 indices. This survey is an ecological study, so all studied variables are aggregate variables. To collect the variables in the study, a data set was provided, which includes the information of each country based on the cumulative deaths, case fatality rate, recovery rate, and the number of performed COVID-19 tests. Scatter plots of environmental factors for the studied countries were drawn based on cumulative incidence rate of cases, cumulative incidence rate of death, tests, recovery rate, and case fatality rate of COVID-19. Furthermore, Spearman correlation coefficient was also used to verify the correlation between environmental factors and indicators related to COVID-19. The results of this ecological study showed that among all countries surveyed, Montenegro (60,310.56 per million) and Luxembourg (54,807.89 per million) had the highest cumulative incidence rates of COVID-19 cases, when Tanzania (8.42 per million) and Vietnam (13.78 per million) had the lowest cumulative incidence rates of COVID-19. In addition, in this study, it was shown that the cumulative incidence rate of cases, the cumulative incidence rate of deaths, and performed COVID-19 tests had significant direct correlations with the access to drinking water and the access to sanitation services ( $p < 0.001$ ). The findings of the present study showed an inverse correlation between the mortality rate due to unhealthy water consumption, poor health status, and a positive correlation between access to drinking water and health services with the cumulative incidence and mortality rates of COVID-19. The differences between our findings and many other studies could be due to the ecological nature of the study. Nevertheless, our findings will help health policymakers to develop timely strategies to reduce the mortality and incidence rate of COVID-19.

**Keywords** COVID-19 · Coronavirus · Environmental factors · Ecologic study

# Correlational

Advantages	Disadvantages
<ul style="list-style-type: none"><li>• Easy to conduct and low cost – utilize available data</li><li>• Enables analysis when individual level data are not available</li><li>• When measuring individual level data is not practical – pollution index in an area</li></ul>	<ul style="list-style-type: none"><li>• Ecological fallacy / bias:<ul style="list-style-type: none"><li>• maybe due to other factors, not the one hypothesized</li><li>• group level data might not reflect individual level data</li></ul></li><li>• Difficulty to adjust for confounders</li><li>• Cause-effect / temporal ambiguity</li><li>• Weak generalizability</li></ul>

\*Morgenstern (1995); Munnangi & Boktor (2023); Omair (2015)

# Cross-sectional (descriptive)

- a.k.a cross-sectional survey / prevalence study
- A representative sample from A population
- Establish prevalence of the disease in the population
- Allows prevalence estimation + 95% CI
- Can intermediate step to estimate the severity of the problem before conducting a proper analytical cross-sectional
- Also common to have both descriptive and analytical components



## Depression among Online Respondent Oral Healthcare Workers during COVID-19 Pandemic: A Descriptive Cross-sectional Study

Saroj Prasad Deo,<sup>1</sup> Anoop Krishna Gupta,<sup>2</sup> Tarakant Bhagat,<sup>3</sup> Harendra Mohan Singh<sup>4</sup>

<sup>1</sup>Department of Oral and Maxillofacial Surgery, National Medical College, Birgunj, Parsa, Nepal, <sup>2</sup>Department of Psychiatry, National Medical College, Birgunj, Parsa, Nepal, <sup>3</sup>Department of Public Health Dentistry, B.P. Koirala Institute of Health Sciences, Dharan, Sunsari, Nepal, <sup>4</sup>Department of Conservative Dentistry and Endodontics, National Medical College, Birgunj, Parsa, Nepal.

### ABSTRACT

**Introduction:** COVID-19 outbreak brought unprecedented pressure on dental and oral health care workers leading to increased depression. This study aimed to find the prevalence of depression among online respondent oral healthcare workers during the COVID-19 pandemic.

**Methods:** A descriptive cross-sectional study was conducted from 24 June 2020 to 13 July 2020 among oral health care workers in a tertiary care centre. Ethical approval was taken from the Ethical Review Board (Reference number: 2710). Convenience sampling method was used. The data were collected using a questionnaire through Google Forms. Point estimate and 95% Confidence Interval were calculated.

**Results:** Among 133 oral health care workers, the prevalence of depression was found to be 29 (21.80%) (14.78-28.82, 95% Confidence Interval).

**Conclusions:** The prevalence of depression among oral health care workers was lower than similar studies done in similar settings.



# Cross-sectional

<b>Advantages</b>	<b>Disadvantages</b>
<ul style="list-style-type: none"><li>• Easy to conduct – no follow-up</li><li>• Low cost, limited resources</li><li>• Exposure-outcome is determined at the same time</li><li>• Can collect many variables at the same time</li><li>• Can be analytical when exposure and outcome association is determined</li><li>• Allow studies into conditions that could be unethical to perform by other study designs</li></ul>	<ul style="list-style-type: none"><li>• Unable to establish cause-effect / temporal relationship</li><li>• Only provides a snapshot at a point of time</li><li>• Not suitable to study rare conditions</li><li>• May have weak generalizability</li></ul>

\*Deakin University Library (2023); Ranganathan (2019); Omair (2015)

# References

Centers for Disease Control and Prevention (CDC). Introduction to Public Health. In: Public Health 101 Series. Atlanta, GA: U.S. Department of Health and Human Services, CDC; 2014. Available at: <https://www.cdc.gov/publichealth101/epidemiology.html>.

Deakin University Library (2023). *Case Study / Case Report / Case Series*. Available at: <https://deakin.libguides.com/quantitative-study-designs/casestudy>

Fontaine, R. E. (2018). *Describing epidemiologic data*. In Rasmussen S. A., Goodman, R. A. (Eds). The CDC Field Epidemiology Manual. Available at: <https://www.cdc.gov/eis/field-epi-manual/chapters/Describing-Epi-Data.html>

Morgenstern, H. (1995). Ecologic studies in epidemiology: concepts, principles, and methods. *Annual review of public health*, 16(1), 61-81.

Munnangi, S., & Boktor, S. W. (2023). Epidemiology Of Study Design. In StatPearls. StatPearls Publishing. Available from: <https://www.statpearls.com/articlelibrary/viewarticle/21207/>

Musa, K. I., Arifin, W. N., Mohd, M. H., Jamiluddin, M. S., Ahmad, N. A., Chen, X. W., ... & Bulgiba, A. (2021). Measuring time-varying effective reproduction numbers for COVID-19 and their relationship with movement control order in Malaysia. *International journal of environmental research and public health*, 18(6), 3273.

# References

Omar, A. (2015). Selecting the appropriate study design for your research: Descriptive study designs. *Journal of health specialties*, 3(3), 153.

Porta M. A (Ed.) (2016). *A Dictionary of Epidemiology* (6th ed). New York, NY: Oxford University Press.

Ranganathan, P. (2019). Understanding research study designs. *Indian journal of critical care medicine: peer-reviewed, official publication of Indian Society of Critical Care Medicine*, 23(Suppl 4), S305.

Sayre, J. W., Toklu, H. Z., Ye, F., Mazza, J., & Yale, S. (2017). Case reports, case series—From clinical practice to evidence-based medicine in graduate medical education. *Cureus*, 9(8).

# Practical

- Find ONE paper for each study design
- Jot down the title and objectives of the paper
- Comment